









Beverages: Verpackungsformate / Beverages: Packaging Formats

Bezeichnung Name	Abbildung Picture	Inhalt Volume	Verpackung Packaging	Verschluss Cap-Lid
Bottle Shape Type C Round Labeling		1500 500	PET white	Screw Cap 38mm
Bottle Shape Type B Round Labeling		1500 1000 500	PET white brown	Screw Cap 38mm
Bottle Shape Type F Round Labeling		1000	PET brown	Screw Cap 38mm
Bottle Shape Type D Round Labeling Sleeve		1000 500	PET white brown	Screw Cap 38mm
Bottle Shape Type M Round Labeling Sleeve		750	PET white	Screw Cap 38mm
Bottle Shape Type G Round Labeling Sleeve		1000 500 330	PET white brown	Screw Cap 38mm
Bottle Shape Type L Sleeve		500	PET white	Screw Cap 38mm
Bottle Shape Type J Sleeve		260	PET white	Screw Cap 38mm

Bezeichnung Name	Abbildung Picture	Inhalt Volume	Verpackung Packaging	Verschluss Cap-Lid
Bottle Shape Type K Sleeve		250	PET white	Screw Cap 38mm
Softpack Combibloc CFA 405		2000	Combibloc	Pull Cap Combi Top
Softpack Combibloc CFA 209 Combifit CFA 209		1000 500	Combifit CombiBloc	Screw Cap Combicut
Softpack Tetra Base Line		500 1000	Tetra	FlexyCap
Softpack Combifit CFA 712		250 until 350	Combifit Straw	PullSeal
Softpack Combibloc CFA 712		150 until 350	Combibloc Straw	PullSeal
Softpack Combibloc CFA 712 Combifit CFA 712		3-pack 6-pack	Combibloc CombiFit Multi-Pack Straw	PullSeal
Bottle Shape Type 451, 453 round		500 250	PET white	Screw Cap 38mm